



# TLR-P

## MOVEABLE FLAIL

(heavy type)




[www.lipa-srl.it](http://www.lipa-srl.it)  
[info@lipa-srl.it](mailto:info@lipa-srl.it)

65010 Spoltore (PE) - Italy  
Via Castellani (ang. Via Mare Adriatico)  
Tel. +39 085 4971431 Fax +39 085 4973170

# TLR-P

## MOVEABLE FLAIL

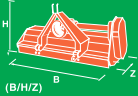







(heavy type)



### STANDARD EQUIPMENT

- three-point hitch
- rear rubber protection
- front protection with galvanised and rubber chains
- support feet
- gearbox with through shaft with internal double freewheel
- cardan shaft
- cardan protection boot
- rotor with toothed hammers
- belt transmission
- rear height-adjustable roller with scraper
- internal counterframe
- series of internal counter-elements
- rear hood opening for inspection
- oversized hammer supports
- double lateral hydraulic displacement
- double lower attachment on the stand
- special powder or liquid painting (primer and enamel)

The TLR-P flail is a piece of equipment that is suitable for work in forestry, in pastures and large fields. It has a front and rear attachment with lateral displacement. This reversibility means being able to maximise its performance and allows a choice of processing according to requirements.

Mod.			 Kg	 (Hp-kw) *	 (g/min.)		 D. Rotor	
<b>TLR-P 200</b>	2160/950/1100	2000	900	60-44	1000	13	180	5
<b>TLR-P 250</b>	2700/950/1100	2540	1100	80-59	1000	17	180	5
<b>TLR-P 280</b>	3000/950/1100	2840	1260	100-73	1000	20	180	5

\* The horsepower shown in the table are indicative and express the power required by the machine for its operation.

### ACCESSORIES ON REQUEST

1. Pair of side skirts
2. Oversized roller Ø 250mm

